



NAVIGATOR

Integrated solutions

NAVIGATOR delivers better productivity and optimises application efficiency. It is designed to cope with the toughest broadacre and row crop spraying conditions.

NAVIGATOR has the lowest centre of gravity in its class and is available in 3000 & 4000L capacities.

The tank & chassis is completely integrated and a front platform provides easy access.

A 450L rinse tank is positioned over the axle for best weight distribution and stability.

Available with 18 to 30m EAGLE booms. Three axle options - 1.5 to 2.25m adjustable, 1.8 to 2.0m and 3m fixed - have excellent crop clearance of 70 to 80cm.



SmoothRide suspension

Simple, reliable and requires little or no service. The SmoothRide suspension option ensures a higher work rate while providing better sprayer ride, boom performance and comfort.



Powering the fluid system

The fluid system is powered by a 6 diaphragm pump delivering 194L/m. It is self-priming, able to run dry without damage, easy to service and has a grease-lubricated crankcase.

Easy operation

This area has all the primary functions needed to operate the sprayer. Everything is located within easy reach of the operator in a simple and logical way.

Filling and cleaning is controlled by two colour coded SmartValves.

A high capacity EasyClean suction filter is monitored by an external gauge, and the CycloneFilter ensures only the cleanest fluid gets to the nozzles.

The fluid system is powered by a self-priming diaphragm pump that can run dry without risk of damage.

Chemical transfer is through the optional TurboFiller or GranniPot.

Optional Filtered FastFill systems are available for tank filling.



EasyClean filter

High capacity suction filter monitored by a SafeSpray vacuum gauge, ensures the element is cleaned only when needed. Twisting the lid 90° closes the main tank valve in the bottom of the filter and opens the filter for inspection.



CycloneFilter

A unique self-cleaning pressure filter uses a high-speed cyclone action to keep filtering elements clear of contamination. In addition, a boost function allows the filter to be flushed when needed.

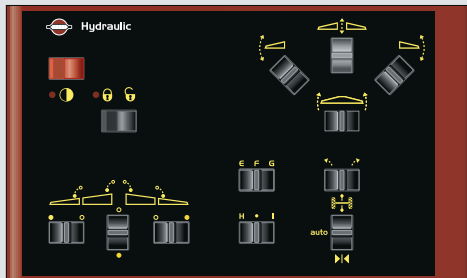
User friendly control

SprayBox 2 provides easy to use in-cab pressure and sections control while the optional HC5500 offers application rate control.

The HC5500 controller provides operating status and warns when vital parameters like speed and rate are incorrect.

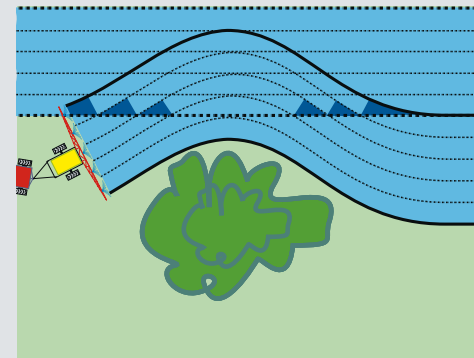
LogicMenu makes navigation easy and the volume rate can be changed on the go.

Activating shortcut keys displays the most frequently used information in the large format area of the screen.



Direct activated hydraulics

Remote control over hydraulic functions like tilt, raise/lower, boom fold are made possible through the DAH control option.



Direct Connect

AutoSection Control is made possible through the HC5500 and optional sprayer JobCom when GPS guidance is direct-connected via serial cable.

Capacity chemical filling

Chemical mixing and transfer is fast and easy with optional high capacity TurboFiller & Granni Pot.

The TurboDeflector in the TurboFiller creates a powerful liquid vortex to mix chemicals quickly and safely.

Granni Pot has a vortex mixing action and is also equipped with vacuum attachment for closed chemical transfer systems.

Both systems have been developed to handle large quantities of powders and liquids. Their high capacity is a result of high vacuum combined with rotation of the liquid inside the hopper.

Filling from the ground can be conveniently carried out with optional fast filling systems.



Powerful liquid vortex

The TurboDeflector in the TurboFiller creates a powerful liquid vortex to mix crop protection products thoroughly, and transfers the solution quickly and safely.



Rinse water

The 450L RinseTank with two optional rotating rinsing nozzles provides for safe and efficient multi-step cleaning in the field. The tank is positioned over the axle for better weight distribution and stability.

Unmatched performance

EAGLE boom has unrivalled performance in rough conditions and is the perfect choice for medium to large farming operations.

In 18 to 30m widths, the EAGLE has dynamically linked coil spring suspension with inertia trapeze control to provide smooth ride and excellent boom stability.

The unique axle and frame design ensures superb crop clearance. No components are fitted lower than the axle.

Nozzles are protected behind the boom structure and can be adjusted up and down to accommodate different types.



Effortless hydraulic paralift

A wide paralift gives fast effortless boom height control to 2.2m with excellent boom stability. An automatic mechanical transport hook locks during folding and supports the boom in transport.



Nozzle protection

Mounting brackets are adjustable to suit different nozzle types and to provide protection behind the boom structure.

Heavy duty chassis

NAVIGATOR exceeds the expectations of today's professional farmer.

The robust high-tensile steel chassis and axle combination is designed for spraying under the most testing field conditions.

Its design ensures the lowest possible centre of gravity without compromising crop clearance.

The unique long drawbar connects the tractor directly to the axle, and produces a strong pull-from-the-axle design.

Vertical forces at speed are absorbed through the drawbar providing excellent towing stability.



Premium nozzles

Precision made for precise applications. HARDI nozzles provide extended pressure range performance with spray qualities in 5 broad categories. MINIDRIFT nozzles fitted standard.





Unique long drawbar

A strong pull-from-the-axle drawbar design provides for good towing stability, absorbing vertical forces at speed.

Options Available

- HC5500 Controller
- SmoothRide Suspension
- Tank Rinse Nozzles
- TurboFill & Granni Pot Chem Filler
- Foam Marker
- Fence Line Nozzles
- Electronic Tank Guage (HC5500)
- 1 1/2 Filtered Fast Fill
- Boom end guards
- In-line Boom Filters
- Mudguards
- Flush Taps
- Hydraulic Boom Wing Tilt
- Track Following Draw Bar
- Hydraulic Motor Drive for pump



Tank, l	3000	4000
Pumps, type - l/min	1303 -114 / 363 -194 / 463 - 276	
Booms	EAGLE	EAGLE
Suspension	Optional	Optional
Tracking	Optional	Optional
Hydraulic outlets needed (Ymodels)	2 double-acting	2 double-acting
Hydraulic outlets needed (Z models)	1 double-acting	1 double-acting
Weight on drawbar (empty tank)*, kg	280	460
Weight axle (empty tank)*, kg	3,120	3,020
Weight total (empty tank)*, kg	3,400	3,480
Turning radius IntelliTrack, m	6.0	6.0
Total length, m	A 7.21	7.21
Total height, with EAGLE boom, m	B 3.80	3.80
Width with EAGLE boom, m	C 3.00	3.00
Track width fixed axle, m	D 1.80 / 2.00	1.80 / 2.00
Track width adjustable axle, m	D 1.50 - 2.25	1.50 - 2.25
Length draw to axle, m	E 4.61	4.61
Clearance, m	F 0.7 (18.4 x 30)	0.8 (18.4 x 38)
RinseTank, l	450	450
Clean Water Tank, l	20	20

* Weight with 24 m EAGLE boom



Tank Rinse Nozzle
Fast, efficient tank cleaning with optional rotating rinse nozzles.



Hydraulic drive
Ideal alternative to PTO shaft



Electronic Tank Gauge
Load cell sensor provides on-screen tank contents readout (HC5500 only)



In-Line filter
Easy service In-Line filters eliminate the need for nozzle filters.



Granni Pot
With vortex mixing action for safe, easy transfer chemicals



Mudguards
Protects nozzles & sprayer from external dirt ingress in transport



HARDI Australia Pty Ltd

534—538 Cross Keys Road, Cavan
South Australia 5094 Phone: SA (08) 8343 9999
Email: info@hardi-aus.com
www.HARDI.com.au

HARDI reserves the right to change the specifications without notice. Illustrations shown may include optional extras and accessories.